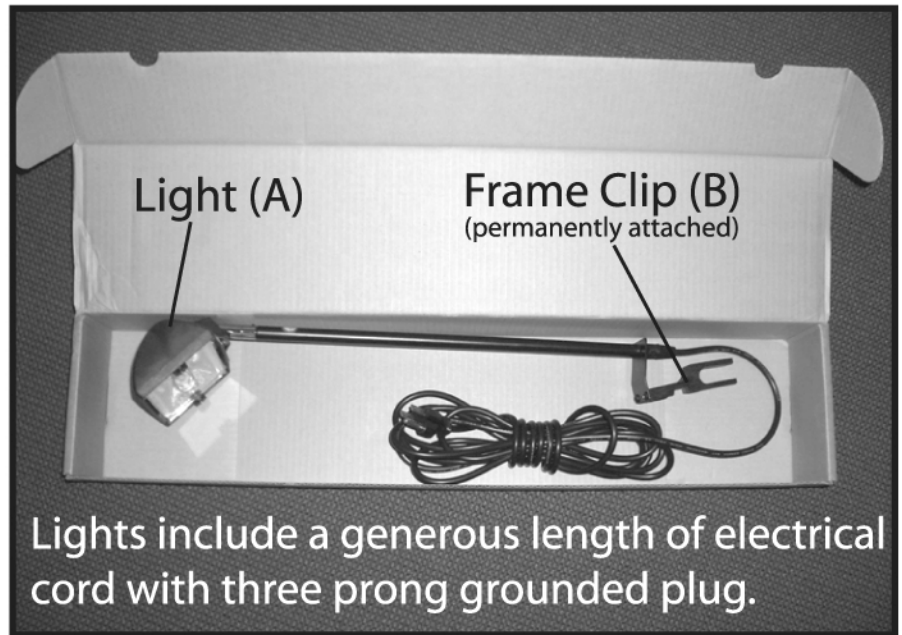


BURST! Light Kit Information


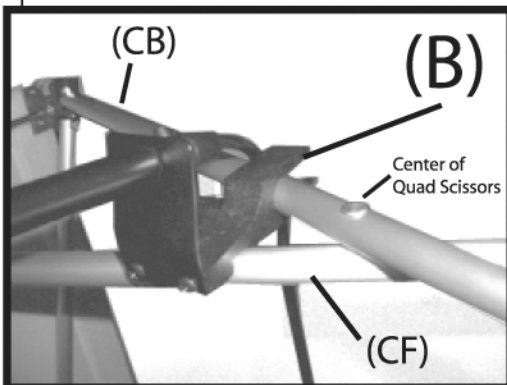



BURST! 2x3 with Lights



Lights include a generous length of electrical cord with three prong grounded plug.

NOTE: All BURST! frames are constructed of Quads. A 2x3 as shown at top left is 2 Quads wide by 3 Quads tall. Each top Quad can accept one light. A 3x3 BURST! accepts three lights across the top of the Frame a BURST! 4x3 accepts four lights across the top of the frame. Lights do not link together electrically, each light requires a single outlet.



BURST Lights fit within the front (CF) and back (CB) Quad Scissors.

With A Focus on the Frame Clip (B) at left. Tip Light (A) back to slide the Frame Clip (B) Just left of Center of the BURST frame quad. The center of the Quad is where the two front (CF) and back (CB) scissors cross. The Frame Clip (B) is molded with a notch the allows the back scissor to fit within the Frame Clip (B). See Motion (1) at left. With the back scissor (CB) fitted within the Frame Clip (B) notch, gently lay the front of the Frame Clip (B) onto the front scissor bar (CF). See Motion (2).