
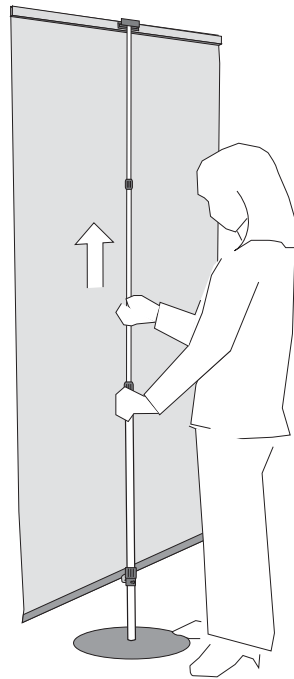
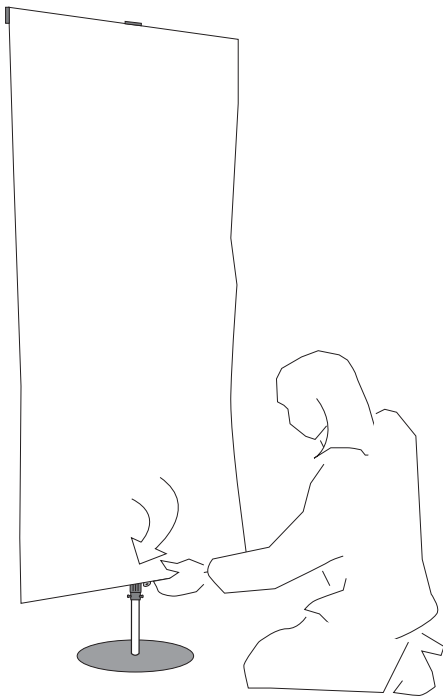

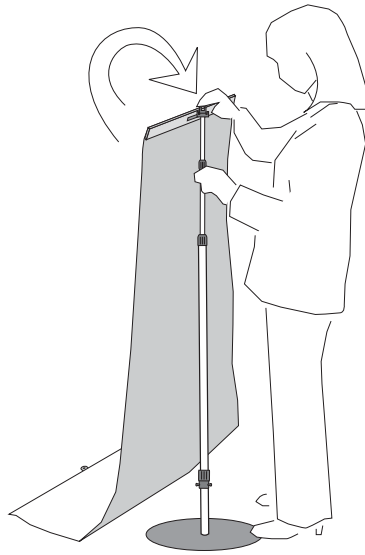
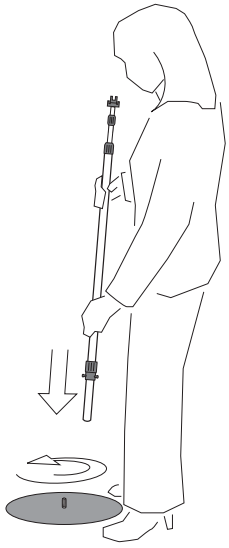


Telescopic Banner Stand Set-up



Set-up Instructions

1. Thread mast onto flat metal base
2. Unroll graphic and attach top banner hardware bar to clip on top of mast
3. Raise graphic and mast together until graphic hangs straight. Tighten twist lock on mast
4. Hook small rubber tab at bottom of graphic to pin on hub or on adjustable lower mast collar
5. Adjust mast height to create tension if necessary
6. To break down repeat steps in reverse

Twist locks on mast require only a quarter turn to tighten. Damage will result if overtightened