




Set-up Instructions



After setting frame up click together the stabilizing bars. Put together the side channels bars. Once together slide onto middle hub then slide into upper hub. Apply graphics by putting them into the corners then move to the center of frame working your way to the outsides. Wrap endcaps around and place graphics into the channels.

To connect two frames use the no tool required connector.

